

MOBILE ELECTRONIC INSTALLATION & VEHICLE CUSTOMIZING PROGRAM



MOBILE TECHNICAL TRAINING

18 WEEKS MONDAY TO THURSDAY & 6 FRIDAY LAB SESSIONS

WELCOME TO MOBILE TECHNICAL TRAINING

- Accredited By ACCSC (Accrediting Commission Of Career Schools And Colleges)
- ACCSC Is A Recognized Accrediting Agency By The U.S. Department Of Education
 - Approved By The Department Of Education In The State Of New Jersey
 - Department Of Military & Veteran Affairs
 - Department Of Workforce & Labor
 - MECP Member & Proctor
 - MECP Certified Instructors
 - ASE6 Certified Instructors

WHY DO YOU WANT TO DO THIS TRAINING?



What got you interested in the school?



Do you want to start a new career?



Do you want to have your own business?



Do you want to supplement your income?

WHAT MAKES OUR SCHOOL AMAZING?

SMALL CLASS-SIZE SETTING WITH PLENTY OF HANDS ON PRACTICE

OFFER AN AFFORDABLE TUITION

STUDENTS WORK ON THEIR OWN CARS

PRACTICE ON ACTUAL CARS

TUTORING SERVICES

REFRESHER SEGMENTS

JOB PLACEMENT & CAREER SERVICES

BUSINESS PLAN IDEAS

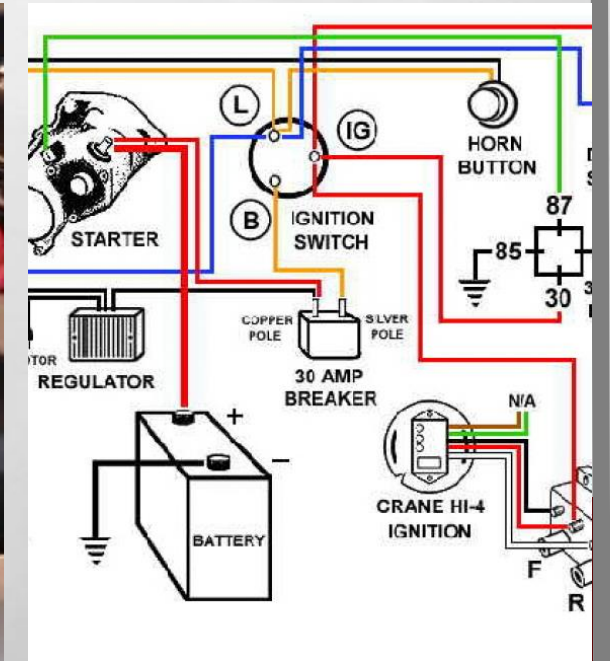
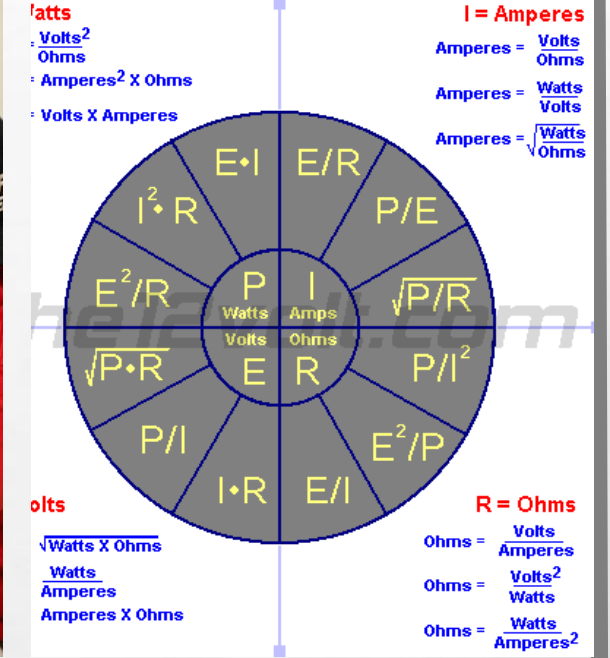
85%+ GRADUATION RATE

INSTRUCTORS HAVE INDUSTRY EXPERIENCE AND ARE ACTIVE IN THE FIELD



SEGMENT 1: INTRODUCTION TO AUTOMOTIVE TECHNOLOGY

- In this segment students will be introduced to automotive technology as it pertains to the mobile electronic industry.
- tools required and safety precautions.
- AC/DC fundamentals and the two essential laws of electricity, such as ohm's law and kirchoff's law.
- All vehicle circuitry will be analyzed.
- Parts of the Vehicle
- Battery, Alternator, Functions



SEGMENT 2: VEHICLE TELEMATICS ASSEMBLY & DISASSEMBLY

- In This Segment, Students Will Learn About Vehicle Telematics And How It's Applied In The 12-volt Industry.
- Internal Communication Network That Interconnects Components Inside A Vehicle. CAN Bus, which Is The Vehicle Standard Designed To Allow Devices To Communicate With Each Other Within The Vehicle.
- Proper assembly and disassembly of the vehicle.
- hands on exercises to understand removal of panels, proper use of tools, and safety precautions to take when putting all panels back in the designated areas of the car.



SEGMENT 3: AUDIO PRODUCT KNOWLEDGE

- Audio Product Knowledge To Prepare For Different Audio Installation Techniques.
 - Radios, Speakers, Amplifiers, Crossovers, Equalizers, Tweeters, sound processors
- Students Will Also **Cover Sound Theory** To Understand How Audio Products Are Integrated In The Vehicle and Improve The Quality Of Sound.
- Students Will Review Electrical Components Such As Wiring, **Fuses**, Battery Terminals, RCA, Distribution Blocks Needed To Perform Installations.





SEGMENT 4: MOBILE VIDEO PRODUCT KNOWLEDGE

- Mobile Video Products and Installation
- Camera Installation, Reverse Cameras, Side Cameras
- Sensors
- Lighting Installation: LED's, HID's,



SEGMENT 5: AUDIO & MOBILE VIDEO SYSTEMS & INSTALLATION

- This Segment Is All Hands-on.
- Students Will Be Allowed To Use Their Vehicles For Practice.
- Complete Audio, Mobile Video, Lighting Installs




All hands-on

SEGMENT 6: AUTOMOTIVE SECURITY & REMOTE STARTERS W/RELAY APPLICATIONS

- They Will Be Introduced To The Automotive Security And Remote Starter Industry, Learning About Products, Brands And Pricing.
- Important Precaution Steps To Be Taken With The BCM And ECU Of A Vehicle.
- They Will Also Cover Extensive Review Of Relay Functions And Applications.
- Plenty Of Hands On Experience Will Be Gained At The End Of This Segment.





STARLIGHT HEADLINERS

WORK ON YOUR OWN CAR!


SEGMENT 7: MECP CERTIFICATION

- In This Segment Students Will Review All Topics Covered Up To This Point To Prepare Them For The MECP Exam. Extensive Review Will Be Performed. They Will Then Take The MECP Basic Installer Exam.
- **What Is MECP?**
 - The Mobile Electronics Certified Professional (MECP) Program Is The Only Nationally Recognized Credential That Certifies Mobile Technology Installation Technicians And Sales People On Automotive Information Technology, Entertainment, Navigation, Safety And Security Systems



SEGMENT 8: CUSTOM ENCLOSURE DESIGN AND CONSTRUCTION

- Design The Key Elements Of A Speaker Box (Sealed, Ported And Bandpass Boxes)
- They Will Learn To Work With Woodshop Tools Such As A Table Saw, Jig Saw, Panel Saw, Router, Belt Sander And Drill Press.
- Wrapping Techniques with Carpet
- Students Will Build Their Own Speaker Box And Wrap It With Carpet Or Vinyl.




KEEP ALL PROJECTS YOU BUILD IN CLASS



SEGMENT 10: AUTOMOTIVE DETAILING

- Detail The Exterior And Interior Of A Vehicle, Focusing On Rims And Tires, **Engine Bay, Glass, Seats, Headliners, Trunks,** And Removing Odors From The Vehicle.
- They Will Learn About Industry Products, Pricing, Safety Regulations, And Customer Service. They Will Learn To Perform **Specialty Services Such As A Cigarette Burn Repair, Removal Of Pet Hair, Carpet Dyeing, Trim Dyeing, And More.**
- Students Will Learn To **Restore Headlights And Apply Ceramic Coating On A Finished Vehicle.** They Will Practice Advanced Buffing Techniques To Remove Scratches On The Exterior Of The Vehicle.






- **Paint Correction**
- **Learn to use a buffer**
- **Paint Restoration**



DETAILING





SEGMENT 11: AUTOMOTIVE WINDOW TINTING

This Segment Will Make Students More Marketable In The Automotive Aftermarket Installation Industry. They Will Learn About Different Brands Of Window Tint Film, Pricing, State Laws, Application Of The Tint, Removal Of The Tint On Flat, Curved Windows, And Headlights. They Will Be Allowed To Work On Their Own Vehicles.







VINYL WRAPPING



SEGMENT 12: AUTOMOTIVE VINYL WRAPPING

- **In This Segment, Students Will Be Taught To Wrap A Vehicle In Different Sections.**
- **They Will Start By Prepping The Vehicle For The Wrap, Review The Styles Of Wrap, Removing Panels From The Vehicle,**
- **Wrapping Hoods, Door Panels, Trunks, Fenders, Mirrors, And Bumpers.**





WORK ON YOUR OWN CAR!





CAREER SERVICES

- **In This Segment Students Will Work With The Job Placement Coordinator To Help Them Prepare For Job Interviews And The Hiring Process. Students Will Be Required To Attend A Job Placement Workshop, Prepare A Resume, Conduct A Job Search, And A Mock Up Interview. They Will Also Cover Topics On Starting Their Own Business And Marketing Their Services.**





STUDENTS AT WORK




LEARNING AUDIO DESIGN & INSTALLING ALARM/REMOTE STARTERS






VINYL WRAPPING & DETAILING



WRAPPING & WINDOW TINTING





BUILDING BOXES AND INSTALLING

CAREER OPPORTUNITIES

- ▶ **Privately Owned Mobile Electronic Shops** (12 Volt Installation, Window Tinting, Vinyl Wrap Shops, Detailing Shops, And Custom Fabrication)
- ▶ **Dealership Aftermarket Installations** (Example: Video, Audio, Navigation, Bluetooth Accessories, Side Steps, Bumper Guards, Wind Deflectors, Etc.)
- ▶ **Fleet Jobs -Commercial** (GPS Location Devices, Navigation Devices, Lighting Bars, Backup Sensors, Rearview Cameras, Strobe Lights, Etc.)
- ▶ **Big Box Retailers** (Best Buy, Tint World, Pc Richards, Pep Boys, Etc.)
- ▶ **Marine Industry** (Including 12 Volt Accessories, Wrapping, Detailing, Window Tint)
- ▶ **Aviation Industry** (High End Upholstery/Trim, 12 Volt Electronics)
- ▶ **Self Employment** (Shop Ownership, Shop, Wrapping, Mobile Detailing, Window Tinting)
- ▶ **Motorcycle Industry** (12 Volt Electronics, Upholstery, Custom Fabrication)

WHAT IS THE PROCESS OF APPLYING FOR FEDERAL FINANCIAL AID AT THE SCHOOL FOR THOSE STUDENTS WHO ARE ELIGIBLE?

- **Step 1:** The Student Must Create A User Name And Password <https://studentaid.gov/fsa-id/sign-in/landing>
- **Step 2:** The Student Must Complete The FAFSA Application <https://studentaid.gov/h/apply-for-aid/afsa>
- Make Sure You Have All Required Documents At The Time Of Submitting The Application. This May Include, Tax Returns For The Prior Year, Driver's License, Social Security Card, Permanent Resident Number If Not A U.S. Citizen. The Same Information Will Be Required For The Parents Of A Student Who Is Under 24 Years Of Age.
- **Step 3:** The Student Will Be Contacted By The School To Review Financial Aid Application, Eligibility, And Award Amounts.
- Call 201-329-9000 if you need to schedule an appointment with financial aid representative