

**WINDOW TINTING WORKSHOP**  
**100% HANDS ON**





## What makes our training stand out?

- We assess a student's learning style and understand not all students learn and process information the same way.
- Our instructors are trained in teaching styles.
- We focus on providing you a solid foundation to complete the work after you leave.
- We are licensed by New Jersey Department of Education and Workforce.
- Our school is Nationwide Accredited by ACCSC
- What is the importance of accreditation?
  - Accreditation creates a set of quality standards for all education institutions or programs.
- We have a proven track record and have been training students since 2001.
- **Most important, we want all students to succeed!**

## Schedule



- **Day Classes:**
- **Monday to Friday 9am to 5pm (1 Week)**

# Start by learning:

- Proper Shop Setting and Work Environment
- Communicating with the Customer
- The Benefits of Tinting
- The Tinting Business and Competition
- Film Distributors
- Vehicle and Window Inspections
- Tools Needed for Tinting
- Tool Distributors and Pricing
- State Laws



# Tinting Techniques

- Front Windows
- Instructor Demonstration
- Cleaning the windows
- Safety considerations when working with glass and cutters
- Using the proper tools
- Trimming the tint
- Proper use of heat gun






# Side Windows

- Taking Measurements
- Cutting and Trimming the Tint
- Proper Application of the tint
- Removing Decals
- Shrinking Techniques
- Hands-on Practice



# Rear Windows

- Proper Cleaning of the Window
- Removing Decals
- Measuring Window
- Measuring and Cutting the Film
- Applying the Film
- Cutting the Tint
- Proper Heating and Squeegee Techniques
- Shrinking Techniques
- Tinting Windows with Defrost Lines







# Rear and Front Window Practice



# Headlight and Rear Lights Tint





# Window Tint Class in Action



# Students in Action



# Final Hands-on Test



# Sales and Customer Service

- Where to buy the materials?
- Where to buy tools?
- How much to charge for certain jobs?
- Pricing of Jobs
- Duration of Jobs
- Planning and Designing a work area
- Final Hands-on Test
- Final Written Test
- Final Grade

# Tuition and Pricing



- Cost of the course = \$1800
- How to enroll?
- Step 1: Complete the school application/enrollment agreement
- Step 2: Submit the deposit of \$180
- Step 3: Full Tuition Must Be Paid 1 week Before the 1<sup>st</sup> Day of Class
- Please call our office at 201-329-9000 to speak with an admissions representative and start the process.